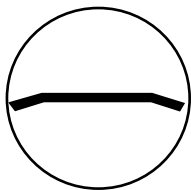

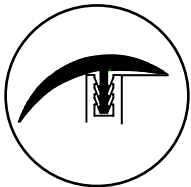


TRANSITION
OPTIONS:



TRANSITION STRIP LOCATION

SEAL COAT FILL

2.0 MM WEAR LAYER

RESILIENT BASE MAT

PIGMENTED TOP COAT

SEAL COAT

CONCRETE SUBFLOOR

WALL BASE (OPTIONAL)

SEAL COAT FILL

